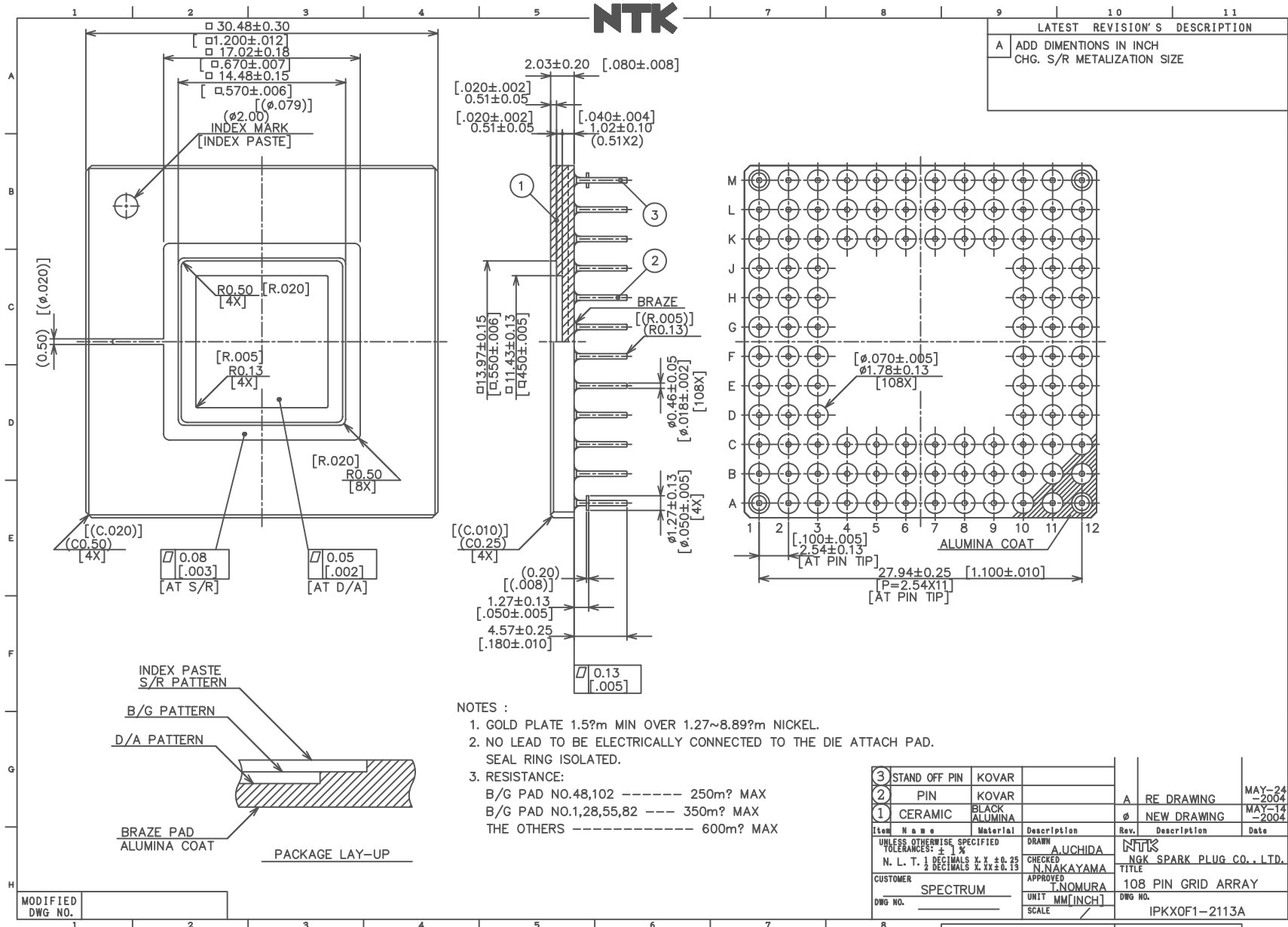


# SSM P/N CPG10812

**NTK**



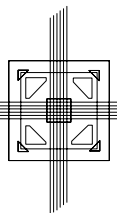
LATEST REVISION'S DESCRIPTION	
A	ADD DIMENSIONS IN INCH CHG. S/R METALIZATION SIZE

- NOTES :
1. GOLD PLATE 1.5µm MIN OVER 1.27~8.89µm NICKEL.
  2. NO LEAD TO BE ELECTRICALLY CONNECTED TO THE DIE ATTACH PAD.  
SEAL RING ISOLATED.
  3. RESISTANCE:  
B/G PAD NO.48,102 ----- 250mΩ MAX  
B/G PAD NO.1,28,55,82 ---- 350mΩ MAX  
THE OTHERS ----- 600mΩ MAX

Item	Name	Material	Description	Rev.	Description	Date
3	STAND OFF PIN	KOVAR				
2	PIN	KOVAR		A	RE DRAWING	MAY-24-2004
1	CERAMIC	BLACK ALUMINA		φ	NEW DRAWING	MAY-14-2004
UNLESS OTHERWISE SPECIFIED TOLERANCES: ± 1 %						
N. L. T. 1 DECIMALS X, Y ± 0.25						
2 DECIMALS X, XX ± 0.13						
DRAWN		AUCHIDA	NTK			
CHECKED		N.NAKAYAMA	NGK SPARK PLUG CO., LTD.			
APPROVED		I.NOMURA	TITLE			
CUSTOMER		SPECTRUM	108 PIN GRID ARRAY			
DWG NO.			UNIT MM [INCH]			
			SCALE			

MODIFIED DWG NO.

PART NO. SHEET 1 OF 3



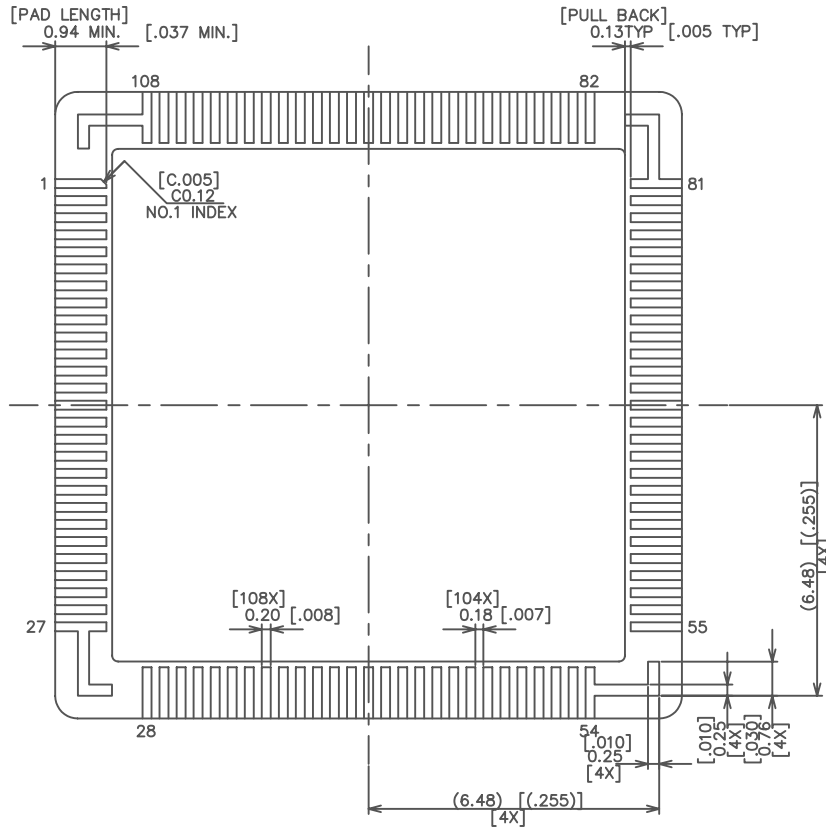
**SPECTRUM**  
SEMICONDUCTOR MATERIALS, INC.

www.spectrum-semi.com Phone: 408-435-5555 Fax: 408-435-8226

# SSM P/N CPG10812

**NTK**

LATEST REVISION'S DESCRIPTION	
A	SEE SHEET 1 OF 3



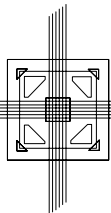
B/G PADS DETAIL

Rev.	Description	Date
A	RE DRAWING	MAY-24-2004
φ	NEW DRAWING	MAY-14-2004

UNLESS OTHERWISE SPECIFIED TOLERANCES: ± 1 % N. L. T. 1 DECIMALS X, Y ± 0.25 2 DECIMALS X, XX ± 0.13	DRAWN A. UCHIDA CHECKED N. NAKAYAMA APPROVED T. NOMURA	NTK NGK SPARK PLUG CO., LTD. TITLE B/G PADS DETAIL
CUSTOMER SPECTRUM	UNIT MM [INCH]	DWG NO. IPKX0F1-2113A
DWG NO.	SCALE	

MODIFIED DWG NO.	1	2
------------------	---	---

PART NO. SHEET 2 OF 3



**SPECTRUM**  
SEMICONDUCTOR MATERIALS, INC.

www.spectrum-semi.com Phone: 408-435-5555 Fax: 408-435-8226

# SSM P/N CPG10812

**NTK**

LATEST REVISION'S DESCRIPTION	
A	SEE SHEET 1 OF 3

CONNECTION TABLE

PAD	PIN	PAD	PIN	PAD	PIN	PAD	PIN	PAD	PIN	PAD	PIN	S/R	N/C
1	M12	21	D10	41	A7	61	D2	81	L1	101	M8	D/A	N/C
2	L11	22	D11	42	C6	62	D1	82	M1	102	K9		
3	L12	23	D12	43	B6	63	E3	83	L2	103	L9		
4	K11	24	C10	44	A6	64	E2	84	M2	104	M9		
5	K12	25	C11	45	C5	65	E1	85	L3	105	K10		
6	J10	26	C12	46	B5	66	F3	86	M3	106	L10		
7	J11	27	B12	47	A5	67	F2	87	K4	107	M10		
8	J12	28	A12	48	C4	68	F1	88	L4	108	M11		
9	H10	29	B11	49	B4	69	G3	89	M4				
10	H11	30	A11	50	A4	70	G2	90	K5				
11	H12	31	B10	51	C3	71	G1	91	L5				
12	G10	32	A10	52	B3	72	H3	92	M5				
13	G11	33	C9	53	A3	73	H2	93	K6				
14	G12	34	B9	54	A2	74	H1	94	L6				
15	F10	35	A9	55	A1	75	J3	95	M6				
16	F11	36	C8	56	B2	76	J2	96	K7				
17	F12	37	B8	57	B1	77	J1	97	L7				
18	E10	38	A8	58	C2	78	K3	98	M7				
19	E11	39	C7	59	C1	79	K2	99	K8				
20	E12	40	B7	60	D3	80	K1	100	L8				

MODIFIED DWG NO.

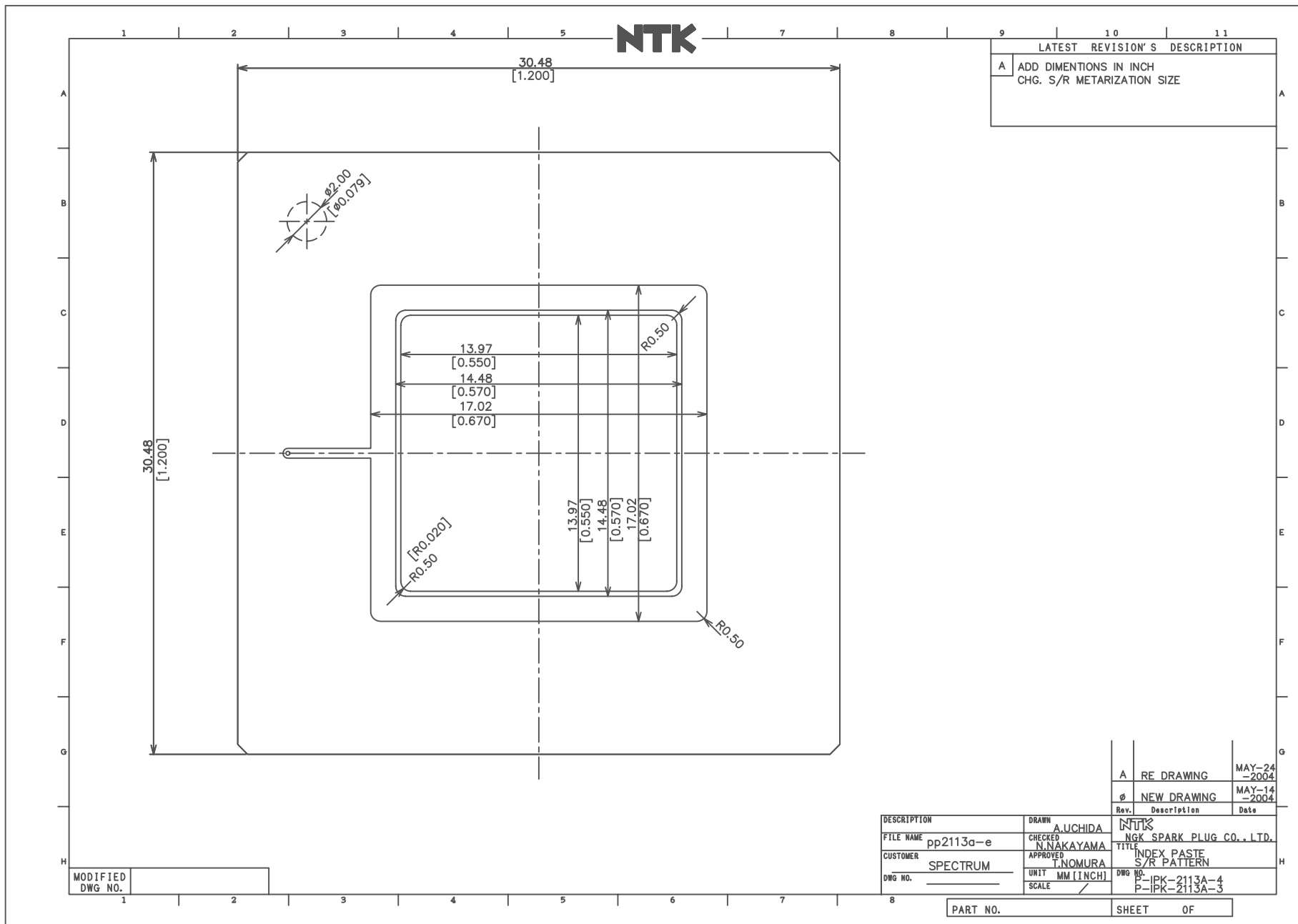
UNLESS OTHERWISE SPECIFIED TOLERANCES: ± 1%	DRAWN A. UCHIDA	NTK
N. L. T. 1 DECIMALS X, Y ± 0.25	CHECKED N. NAKAYAMA	NGK SPARK PLUG CO., LTD.
2 DECIMALS X, XX & G. 13	APPROVED T. NOMURA	TITLE CONNECTION TABLE
CUSTOMER SPECTRUM	UNIT 3mm	DWG NO. IPKXOF1-2113A
DWG NO.	SCALE	

Rev.	Description	Date
A	RE DRAWING	MAY-24-2004
φ	NEW DRAWING	MAY-14-2004

PART NO. SHEET 3 OF 3



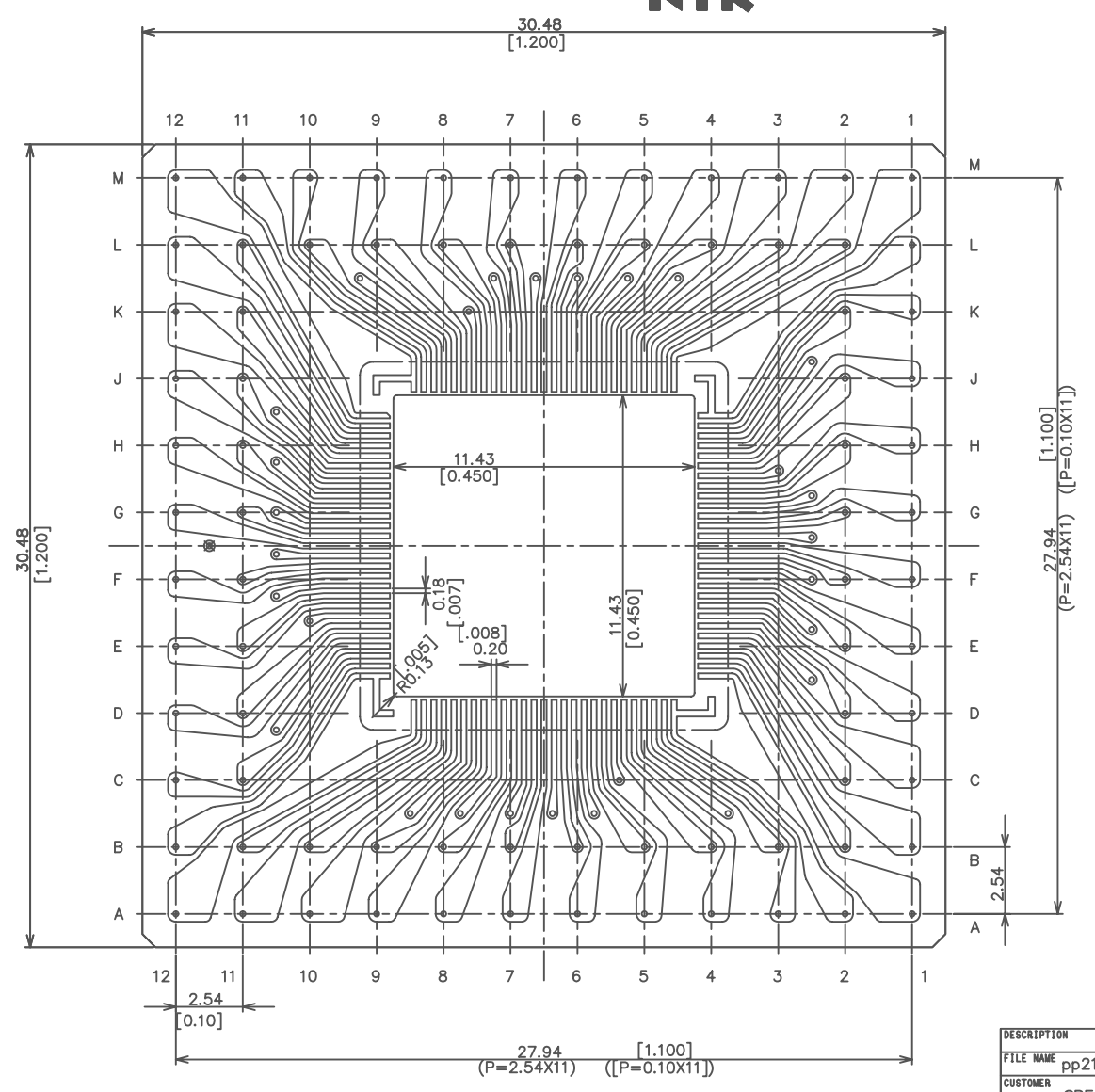
# SSM P/N CPG10812



# SSM P/N CPG10812

**NTK**

LATEST REVISION'S DESCRIPTION	
A	ADD DIMENSIONS IN INCH CHG. S/R METARIZATION SIZE

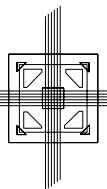


MODIFIED DWG NO. \_\_\_\_\_

DESCRIPTION	DRAWN	A. UCHIDA	NTK
FILE NAME	CHECKED	N. NAKAYAMA	NGK SPARK PLUG CO., LTD.
CUSTOMER	APPROVED	T. NOMURA	B/G PATTERN
DWG NO.	UNIT	MM [INCH]	DWG NO.
	SCALE	/	P-IPK-2113A-2

Rev.	Description	Date
A	RE DRAWING	MAY-24-2004
φ	NEW DRAWING	MAY-14-2004

PART NO. \_\_\_\_\_ SHEET OF \_\_\_\_\_



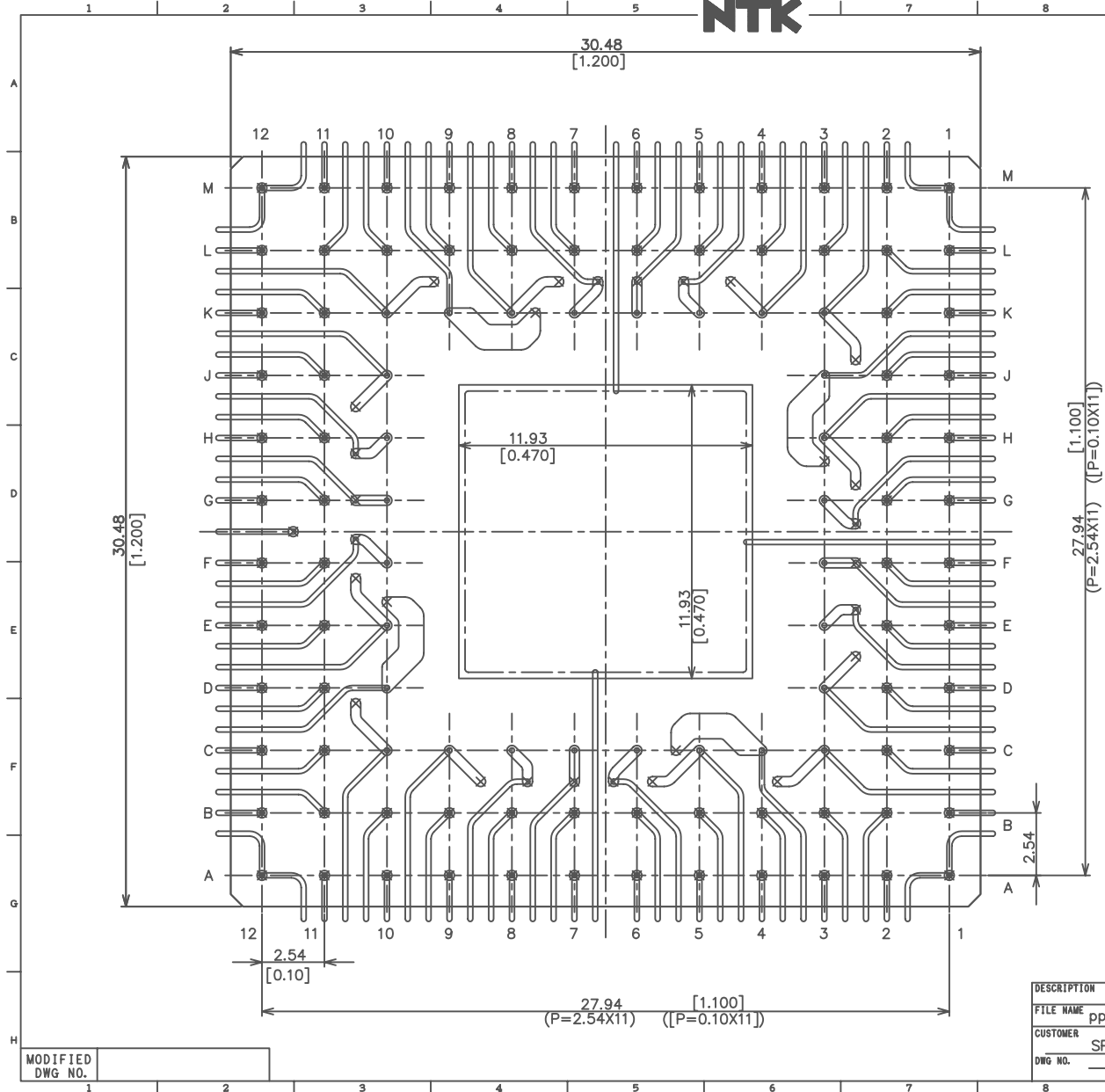
**SPECTRUM**  
SEMICONDUCTOR MATERIALS, INC.

www.spectrum-semi.com Phone: 408-435-5555 Fax: 408-435-8226

# SSM P/N CPG10812

**NTK**

LATEST REVISION'S DESCRIPTION	
A	ADD DIMENSIONS IN INCH CHG. S/R METARIZATION SIZE

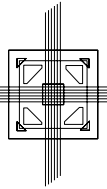


DESCRIPTION	DRAWN	A. UCHIDA	NTK
FILE NAME	CHECKED	N. NAKAYAMA	NGK SPARK PLUG CO., LTD.
CUSTOMER	APPROVED	T. NOMURA	TITLE
DWG NO.	UNIT	MM [INCH]	DWG NO.
	SCALE		P-IPK-2113A-1

Rev.	Description	Date
A	RE DRAWING	MAY-24-2004
φ	NEW DRAWING	MAY-14-2004

MODIFIED  
DWG NO.

PART NO. SHEET OF

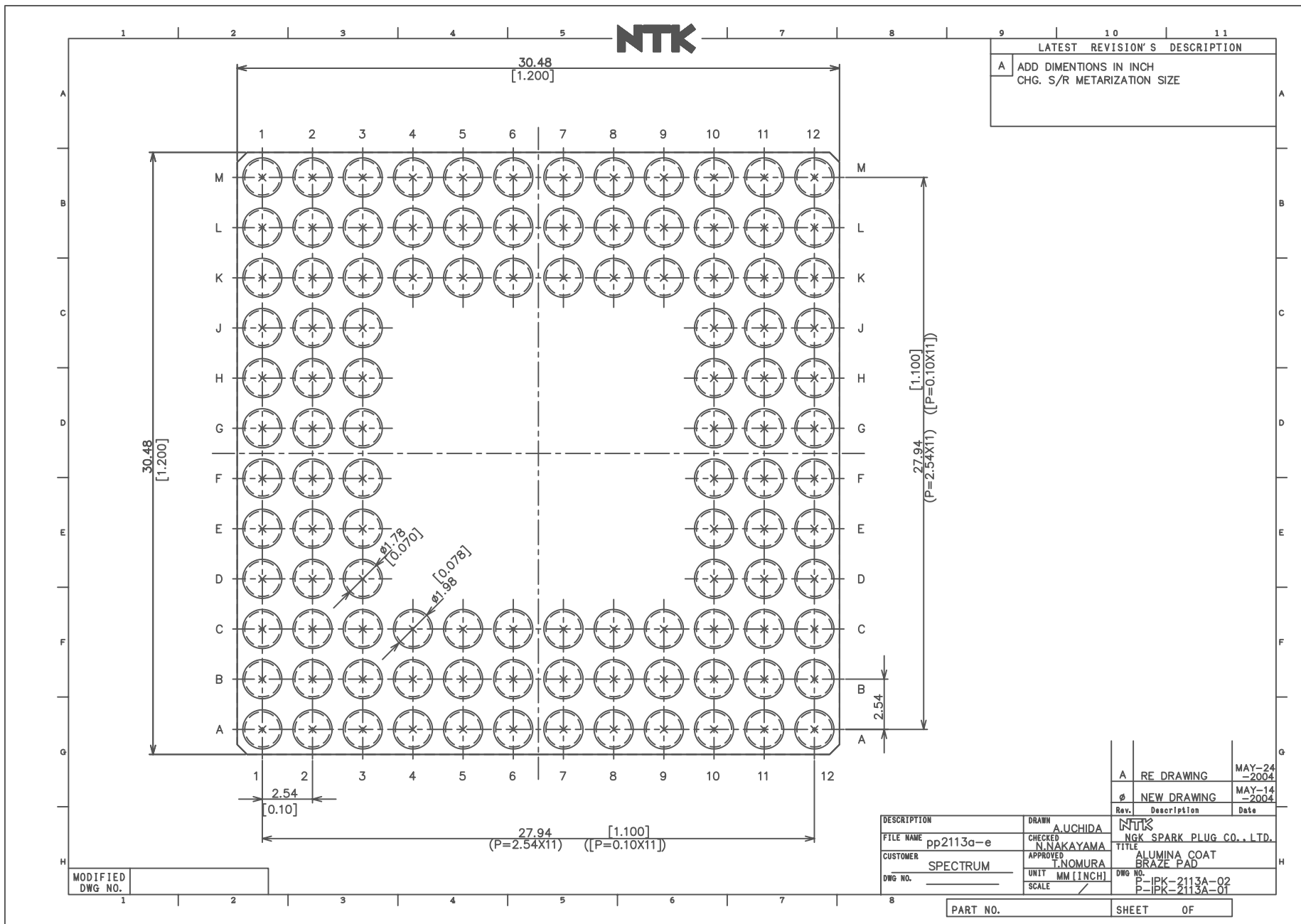


**SPECTRUM**  
SEMICONDUCTOR MATERIALS, INC.

www.spectrum-semi.com Phone: 408-435-5555 Fax: 408-435-8226

# SSM P/N CPG10812

**NTK**



LATEST REVISION S DESCRIPTION	
A	ADD DIMENSIONS IN INCH CHG. S/R METARIZATION SIZE

MODIFIED  
DWG NO.

DESCRIPTION	DRAWN	A. UCHIDA	NTK
FILE NAME	CHECKED	N. NAKAYAMA	NGK SPARK PLUG CO., LTD.
CUSTOMER	APPROVED	T. NOMURA	TITLE
DWG NO.	UNIT	MM [INCH]	ALUMINA COAT BRAZE PAD
	SCALE	/	DWG NO. P-IPK-2113A-02 P-IPK-2113A-01

Rev.	Description	Date
A	RE DRAWING	MAY-24-2004
φ	NEW DRAWING	MAY-14-2004

PART NO. SHEET OF

